

Mildew Removal

- 1** Prior to cleaning your deck from a build up of mildew, you will need to pick up a gallon of Clorox® Outdoor Bleach (the one with the green label – found in most hardware stores or local lumber yards)
- 2** First, remove any mildew build up by sweeping your deck
 - Sweeping the deck every week will help to eliminate the build up of surface film of dirt, dust, grass, leaves and pollens
 - Remember, sweeping is recommended for regular cleaning. Washing your deck should only be used when removing mildew
- 3** Next, apply Clorox to your deck. It is best to apply by spraying – that will give the most even coverage

Note: Be sure to wear protective eyewear and protective clothing as the bleach may spray up into the air and damage your clothing or your eyes.

ALSO: To protect any plants near your deck from potential damage by the bleach, cover with a high-mil plastic.

- 4** Let the Clorox sit on the deck for at least one hour. This will allow the cleaning action to work prior to washing
- 5** Next, take a stiff brush and scrub the deck. A stiff brush with a long handle makes the process easier
- 6** Finally, either hose or power wash the Clorox and loosened mildewed debris off the deck – use the pressure washer to hose off the deck rather than placing the Clorox in the pressure washer

Note: If using a pressure washer, follow the manufacturer's instructions, and it is recommended not to use a psi setting higher than 1000 psi, 130° F.



www.monarchdeck.com
1.877.666.2742

Nature Refined™

COMPOSITE & CO-EXTRUDED Decking & Railing Care Guide



- Exotics™ Decking and Railing
- Bermuda™ Railing
- Chameleon™ Railing
- Savannah™ Porch Decking
- Mariner™ Dock Planking

Monarch™ Products – The Pleasure of Outdoor Living, Without The Hassle.



ALL EXTERIOR BUILDING MATERIALS ARE AFFECTED BY MILDEW – EVEN COMPOSITE DECKING.

The Truth About Mildew.

WHY DOES MILDEW OCCUR?

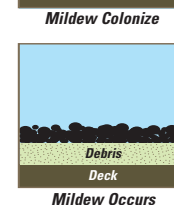
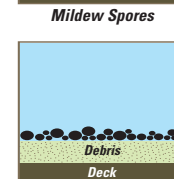
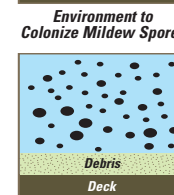
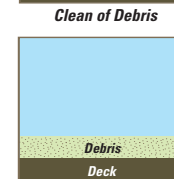
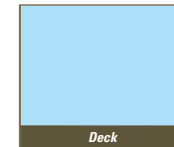
Mildew is an airborne spore found everywhere, however mildew needs a source to colonize on. Among the sources to which mildew may colonize are – grass, tree pollens, leaves, nutrient-rich dirt or dust. Most often these sources are found on any exterior horizontal surface – such as a deck – even a composite deck.

WHERE DOES MILDEW MOST LIKELY OCCUR?

Since mildew spores travel as airborne particles, horizontal surfaces are more likely to accumulate mildew. You may notice that mildew rarely grows where the deck is covered (example: overhangs, under mats, or on the underside of decks) the reason is that mildew spores travel airborne and settle on the top of horizontal surfaces. They can't settle on the deck where it is covered.

OTHER SURFACES THAT ARE AFFECTED BY MILDEW

- Patio furniture (glass, metal, plastic)
- Concrete (sidewalks, patio, walk paths)
- Ornamental landscape accessories (glass, metal, plastic, concrete)



Now Let's Talk Prevention.

- Use high-quality landscape material under deck covered with pea gravel or stone, to prevent weed growth and moisture problems
- The ground under should be sloped away from the house for proper drainage
- Slope deck pitch away from the house, 1/8" for every 8 ft.
- Assure that there is proper under-deck ventilation (use lattice along sides or fascia boards down from deck allowing spacing between fascia boards and ground)
- Verify that downspouts are not discharging onto deck
- Avoid dryer vent discharging directly or in-directly on or around deck
- Avoid gutters backing up and overflowing onto deck
- Avoid use of bark mulch around, near or below deck (mulch is heavily laden with mildew spores)
- Avoid using lawn and/or plant fertilizers on the deck
- Always sweep deck every week especially when pollen is heavy (spring and late summer)

Maintaining The Beauty.

All Monarch™ products are made from a uniquely formulated composite material. Designed to be virtually maintenance-free, there's no painting or staining as with real wood.

- 1 To prevent moisture build-up, follow Monarch™ installation guidelines with particular attention to proper deck pitch and related construction standards
- 2 Weekly sweeping is the key to keeping your deck free from environmental impact
- 3 Follow mildew prevention guidelines included in this flyer (see following guidelines)

SWEEPING, NOT HOSING – IS BETTER FOR YOUR DECK.